InscapeData

All-In-One-Box Outdoor PoE Switch Solutions for
Wired/Wireless, IP Video, & Smart City Applications

LinkPower™ LPS6844ATM-T1

Outdoor Managed L2+ Gigabit PoE Network Switch with 10 Gigabit Fiber Uplink

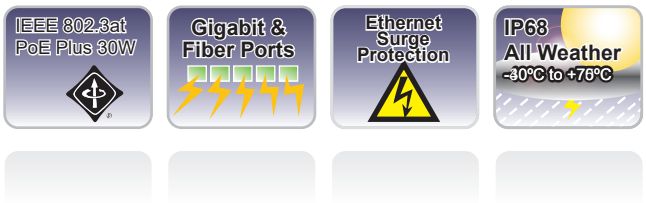

APPLICATIONS

- *Smart City*
- *IP Video Surveillances*
- *Campus Networks*
- *Fixed Wireless Networks*
- *Border Security Surveillance*
- *Municipal Networks*
- *Hospitality Networks*
- *Hotel Resort Networks*
- *Hotspot Integrations*
- *VOIP Services*
- *Traffic Monitoring*

The LinkPower™ LPS6844ATM-T1 Outdoor PoE (Power over Ethernet) Managed Layer 2+ Switch offers 8-Port Gigabit PoE with 8 Port Gigabit PoE with 4 Gigabit RJ45 and 4 10 Gigabit SFP+ Uplink Port Network Switch with dual power input redundancy with 120V~240AC and/or 48V DC. This is the industry first L2+ managed POE+ switch features with powerful web management function, fan-less & low power consumption design, and support Looped Network Redundancy (Self-healing time <20ms) with complete security and QoS policy, support VLAN division, port mirroring, port speed limit, support broadcast storm suppression & flow control, and managed through a variety of interfaces and ways including the WEB, CLI and SNMP etc. Additionally, the following are the product highlights:

- **Excellent performance and reliability**
  The 10Gb L2+ Industrial PoE Switch passed the rigorously testing to deliver excellent performance. As a L2+ managed switching solution, it also provides the flexibility to manage and prioritizes suitable-bandwidth traffic such as voice.
- **Secure and high performance network connectivity**
  The switch can easily and securely deliver PoE power up to 30W to devices up to 100 meters away. High performance Gigabit network connectivity will help to speed file transfers and data processing, provide network performance and security, and keeps the powered devices connected and productive. .
- **Stringent network security**
  Supports dynamic or static binding by users' definition, such as IP, MAC, VLAN, Dynamic PORT, etc. Support port isolation, to prevent communication between two neighbor network equipment within the same broadcast domain, for reducing network risk; Supports perfect storm control function which can suppress broadcast, multi-cast, and uni-cast storm; Support specific ARP inspection which can effectively prevent ''ARP spoofing attack'' created by hackers or attackers via ARP packets.
- **Unified communications with open standards**
  As a managed network solution, it provides the high performance and advanced networking capability to deliver all networking communications and data (such as IP telephony, IP surveillance, and Video Streaming) over a 10Gb fiber optic network.

KEY FEATURES

- L2+ features provide better manageability, security, QoS, and performance.
- 12*10/100/1000M Base-TX RJ45 Ports + 4*10Gb SFP+ Ports. All ports support line-speed forwarding mode,368GB Switching Capacity
- Support L2+ Switching features including 802.1Q VLAN, Mirroring, Port isolation, IGMP Snooping, DHCP Snooping, LLDP, POE+ management, IP Source Guard, ARP inspection, ACLs etc
- Port security, allows setting different security level on each port with password, 802.1x, IP&MAC address Guard, RADIUS, & TACACS+
- Support spanning tree STP, RSTP and MSTP.
- Jumbo frames support up to 9.6K kilobytes
- Support enhanced management through WEB, CLI, TELNET, SNMP
- Support cable diagnosis
- 1-8 port support PoE. Compliant with both IEEE 802.3af/at. Allow PoE configuration for each PoE port

*** LinkPower LPS Outdoor PoE Series Products are protected under several of Inscape Data's U.S. Patents. ***

All above images were taken for the purpose of these explanations; actual images may differ. (10-16)

Model	LPS6844ATM-T1
Ports	8*10/100/1000M PoE RJ45 ports
	4*10/100/1000M RJ45 ports
	4*10G SFP+ ports
Management port	1x Console port
Reset key	1x Reset key, for restore default settings
Switching Capacity	368Gbps
PoE Feature	IEEE802.3af/at Support PoE management, PoE schedule and PoE status on per port basis
Packet Forwarding Rate	77.38Mpps @ 64byts
Operating temperature	-30~+70°C
Power	AC Input: 110～240V/50～60Hz, DC Input: 48~57V, 250W Total system power

SOFTWARE SPECIFICATIONS

Layer 2+ Switching	
Spanning Tree Protocol (STP)	Standard Spanning Tree 802.1d Rapid Spanning Tree (RSTP) 802.1w
G.8032 ERPS	<50ms ring protection for industrial high reliable application
Aggregation	Link Aggregation Control Protocol (LACP) IEEE 802.3ad Up to 8 groups Up to 16 ports per group
VLAN	Support up to 4K VLANs simultaneously (out of 4096 VLAN IDs) Port-based VLAN 802.1Q tag-based VLAN, & GVRP
DHCP Snooping (Layer 2)	Prevent unauthorized configuration and use of IP addresses, while providing support for IP Source Guard and ARP detection
IGMP v1/v2 snooping	IGMP limits bandwidth-intensive multicast traffic to only the requesters; supports 1024 multicast groups (source-specific multicasting is also supported)
Security	
Secure Shell (SSH) Protocol	SSH secures Telnet traffic in or out the switch, SSH v1 and v2 are supported
Secure Sockets Layer (SSL), HTTPS	SSL encrypts the http traffic, allowing advance secure access to the browser-based management GUI in the switch
Port Security	Locks MAC Addresses to ports, and limits the number of learned MAC addresses, and Dynamic MAC Address Authentication
IP Source Guard	Prevents datagram with spoofed addresses from being in the network
Storm control	Prevents traffic on a LAN from being disrupted by a broadcast, multicast, or unicast storm on a port
ACLs	Support for up to 256 entries Drop or rate limitation based on source and destination MAC, VLAN ID or IP address, protocol, port, differentiated services code point (DSCP) / IP precedence, TCP/ UDP source and destination ports, 802.1p priority, Ethernet type, Internet Control Message Protocol (ICMP) packets, IGMP packets, TCP flag

Quality of Service	
Hardware Priority Queue	Support 8 hardware queues
Scheduling	Strict priority and weighted round-robin (WRR) Queue assignment based on DSCP and class of service (802.1p/ CoS)
Classification	Port based; 802.1p VLAN priority based; IPv4/IPv6 precedence/ type of service (ToS) / DSCP based;
Rate Limiting	Ingress policer; egress shaping and rate control; per VLAN, per port and flow based
Management Web/ SSL, Telnet/ SSH, ping, Trivial File Transfer Protocol (TFTP), SNMP, Syslog	
Web GUI interface	Built-in switch configuration utility for browser-based device configuration (HTTP/ HTTPs). Supports configuration, system dashboard, maintenance, and monitoring
Dual Image	Dual image provides independent primary and secondary OS files for backup while upgrading
Firmware upgrade	Web browser upgrade (HTTP/ HTTPs) and TFTP Upgrade through console port as well
Port mirroring	Traffic on a port can be mirrored to another port for analysis with a network analyzer or RMON probe. Up to **N-1 (N is Switch's Ports)** ports can be mirrored to single destination port. A single session is supported.
Other management	Single IP management; HTTP/HTTPs; SSH; RADIUS; DHCP Client; SNTP; cable diagnostics; ping; syslog; Telnet client
Green Ethernet	
Link detection	Compliant IEEE802.3az Energy Efficient Ethernet Task Force. Automatically turns off power on Gigabit Ethernet RJ-45 port when detecting link down or Idle of client. Active mode is resumed without loss of any packets when the switch detects the link up
Cable length detection	Adjusts the signal strength based on the cable length. Reduces the power consumption for cables shorter.
General	
Jumbo frames	Frame sizes up to 9KB supported on Gigabit interfaces
MAC Table	Up to 16K MAC addresses.
Discovery	
Link Layer Discovery Protocol (LLDP)	Used by network devices for advertising their identities, capabilities, and neighbors on a IEEE 802 local area network, principally wired Ethernet.

PACKAGE CONTENTS

1. LinkPower LPS6844ATM-T1 Gigabit PoE Switch:
2. User's Manual
3. Quick Install Guide
4. Warranty Information
5. APCK0001 AC Power Cable Kit
6. PFCK0001-3 Power & Fiber Connector Kit
7. ECK0001-4 Ethernet Connector Kit
8. WMK0001 Wall Mount Kit with 4 Flanges (Standard)
9. MMK0001-L Pole Mount Kit (Optional)

SYSTEM CONFIGURATION

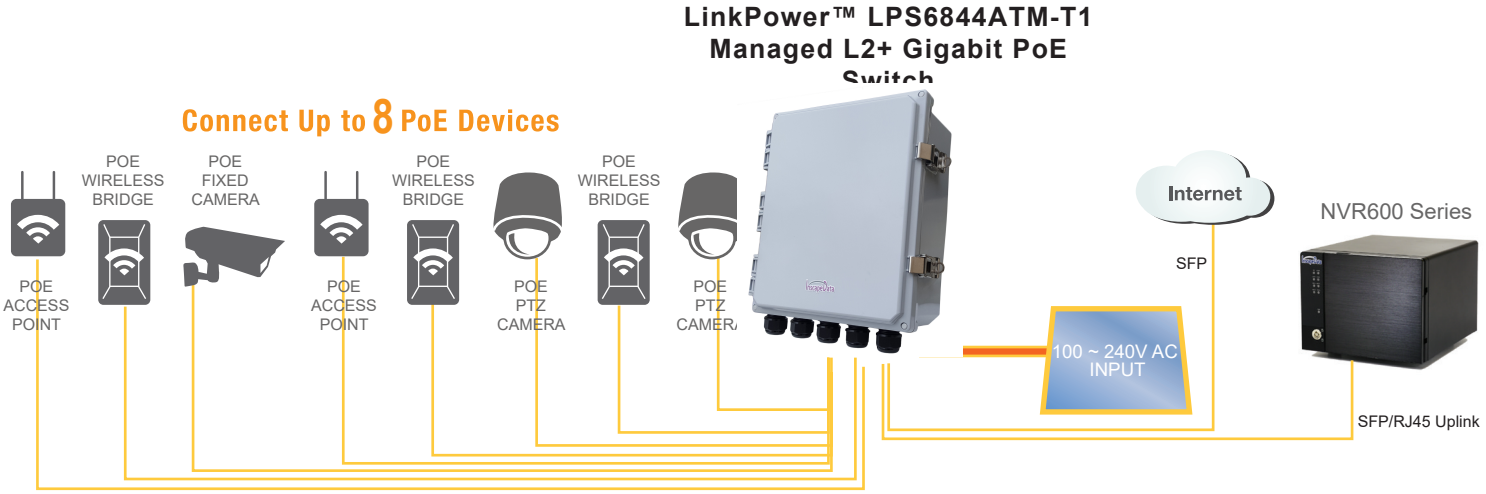

STANDARD ACCESSORIES

ECK0001
Ethernet Connector Kit

WMK0001
Wall Mounting Kit

APCK0001
AC Power Cord Kit

OPTIONAL ACCESSORIES

MMK0001-L Mast Mounting Kit
(For Pole Diameter from 2" to 4.5")

WPCK0001-3-4
DC Power Cord Kit

ENCLOSURE DIMENSIONS & INTERFACES

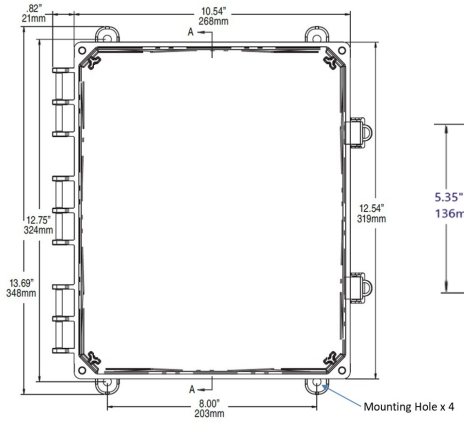

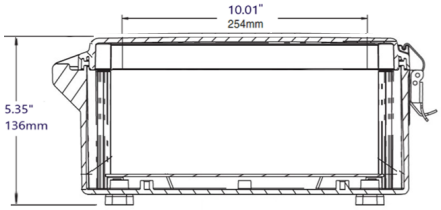

Hotel Space
10"x5"x4" (WxLxH) for Wiring or Junction Box

ELECTRICAL PIN OUT DIAGRAM

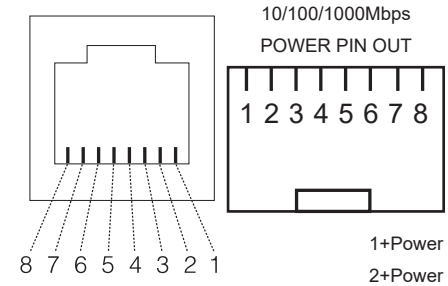

PD and PSE Eight-Pin RJ45 Modular Jack

1+Power
2+Power
3–Power
4
5
6–Power
7

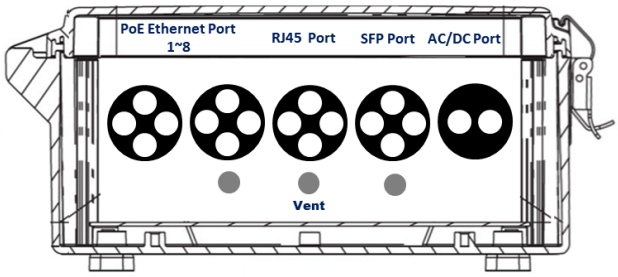

LPS6844ATM-T1 Interfaces

1. Weatherproof PoE Connector
2. Weatherproof SFP Cable Connector
3. Weatherproof AC / DC Power Cable Connector
4. Vent Plug



To Use Conduit Connectors, the Diameter of Hole Size is 1.0 Inch

Pole Mount View



InscapeData
THE LEADING OUTDOOR NETWORK APPLIANCE COMPANY
Total Turnkey Solutions for Outdoor PoE, Wired/Wireless, and IP Video Applications

Product Information Online: http://www.inscapedata.com/lps3000-t1-mgt.htm

Corporate Headquarters
1620 Oakland Road, Suite D101, San Jose, CA 95131, U.S.A.
PHONE +1.408.392.9800 **FAX** +1.408.392.9812
EMAIL sales@inscapedata.com

© Copyright 2018, Inscape Data Corporation, All Rights Reserved. LinkPower, AirEther, AirGoogle and Inscape Data are trademarks of Inscape Data Corporation,Revision 1.8
Disclaimer: While every effort is made to ensure the information given is accurate, Inscape Data Corporation does not accept liability for any errors or mistakes which may arise. All specifications are subject to change without notice.